

Read Naturally® Live

Web App



Focus:

Fluency
Phonics

Additional Support:

Vocabulary
Comprehension

Skill Level: Grades 1–8

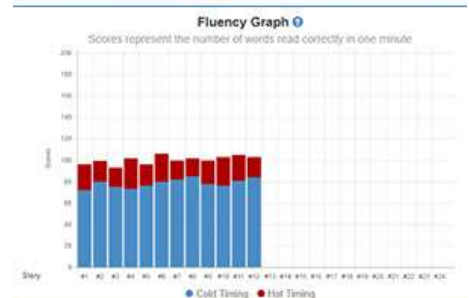
Intervention Range: Beginning Reader to Adult

This web-based intervention efficiently applies the research-based [Read Naturally Strategy](#) to accelerate reading achievement. Visual and auditory prompts guide students through the motivating steps to develop fluency and phonics skills, support comprehension, and improve vocabulary. Track student progress easily and use the data to differentiate instruction with **Read Naturally Live**. Because the software and data are "in the cloud," there's no server to set up or maintain. Students can access the program from desktop computers, laptops, Chromebooks, or iPads.

Benefits

Read Naturally Live provides...

- An interactive reading intervention, often used for RTI or MTSS implementations.
- Options to easily differentiate the program to meet individual needs.
- Motivating informational texts for reluctant readers, from beginning readers to adults.
- Extensive, computer-generated reports on student progress.
- Opportunities for teachers to work with students one-on-one.
- Three curriculum series (Sequenced, Phonics, Idioms) with a total of 23 levels.
- Nonfiction reading opportunities as required by state standards.
- Spanish translations for stories in early Sequenced levels.



Students...

- Build fluency and motivation by reading short, nonfiction passages.
- Increase reading accuracy and expression with audio support.
- Strengthen comprehension and vocabulary.
- Develop automaticity in decoding (Phonics levels).
- Work independently most of the time.
- Experience success and an improved attitude toward reading.

Read Naturally Live is an online reading program that accelerates reading achievement by combining the research-proven strategies of teacher modeling, repeated reading, and progress monitoring. A student works at his or her own pace in an appropriate level of material. Text and audio guide the student through the steps. The student masters a story by reading along with audio and then practicing the story until he or she can read it fluently and with comprehension. The program automatically tracks student progress.

► [Research basis for the Read Naturally Strategy](#)

How It Works

Read Naturally Live Steps

1. **Select a Story**

The student clicks on the story he or she wants to read. Choosing the story deepens the student's investment in the material.

2. **Key Words**

In the Sequenced and Idioms series, the student reads the key words and their definitions while listening to an audio recording. The key words provide definitions that are important to understanding the story. In the Phonics series, the student listens to a phonics lesson and reads words that have the featured phonics patterns.

3. **Prediction**

The student uses the title, picture, and key words to write a prediction of what he or she thinks the story is about. The prediction prepares the student's mind for reading the story.

4. **Cold Timing**

The teacher may time the student for one minute as he or she reads the story, or the student may complete this step independently. The student clicks unknown words while reading, and then clicks the last word read during the timing. Read Naturally Live subtracts the unknown words from the total number of words attempted to obtain a cold-timing score and displays it on a graph. This step establishes a baseline for progress monitoring, the component of the Read Naturally Strategy that motivates the student to improve.

5. **Read Along**

The student reads along quietly with a recording of the story, typically three times. This step is the teacher-modeling component of the Read Naturally Strategy, which helps the student learn new words and master others as well as learn proper pronunciation, expression, and phrasing.

6. **Practice**

The student practices reading the story without audio support three to ten times until able to read it accurately, with expression, and at the goal rate. This step is the repeated-reading component of the Read Naturally Strategy, which helps the student improve fluency, master difficult words, and understand the story.

7. **Quiz**

The student answers questions about the story. Responding to the text holds the student accountable for meaning, develops the ability to answer many types of questions, and provides teachers with information about how well the student comprehends the story.

8. **Retell/Word List**

In the Sequenced and Idioms series, the student retells or summarizes the story to improve comprehension.

In the Phonics series, the student works on decoding skills by practicing the word list until able to read it accurately at a predetermined rate.

9. **Pass**

The student reads the story for the teacher to show that he or she can read it at the goal rate, with appropriate expression, and with three or fewer errors. The teacher corrects the comprehension questions and the retelling of the story (if applicable) and reviews the results with the student.

In the Phonics series, the student also reads the word list to show that he or she can read it with three or fewer errors at the goal rate. A graph shows how much the student's fluency has improved since the cold timing.

Additional graphs show results for the comprehension questions, the retelling, and the word lists (if applicable).

What's Included

Read Naturally Live subscriptions include access to all 23 levels of three series. All series have the same basic design with strategic differences.

- **Sequenced** series is the basic series and has 13 levels (1.0 – 8.0) with 24 stories per level.

- **Phonics** series adds phonics lessons and activities to the basic design and has 6 levels (0.8 – 2.7) with 24 stories per level.
- **Idioms** series teaches common American idioms as students work on reading skills. Idioms has 4 levels (3.0 – 4.5) with 12 stories per level.

Read Naturally Live is a subscription program, licensed per student. Teachers can reassign licenses if students leave the program.

The teacher assigns the appropriate series and level for each student. The student works through the level in the student program, and the teacher manages the student's progress in the teacher program.

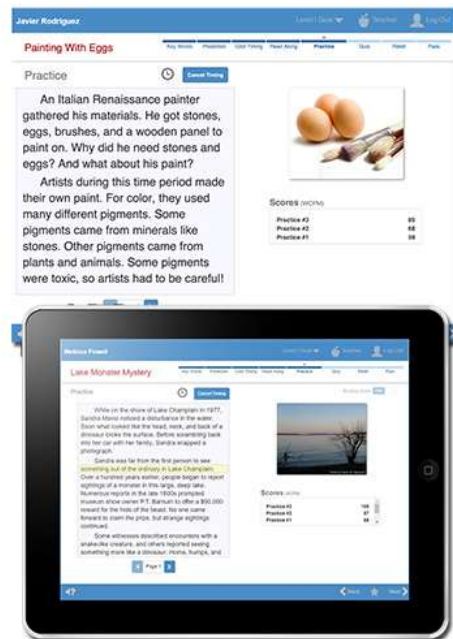
STUDENT PROGRAM

High-interest, leveled, nonfiction stories include:

- Key words, clickable vocabulary words, and comprehension activities.
- Spanish translation of each story in Sequenced levels 1.0 – 4.5.

Extensive audio support includes:

- Audio directions for each step of the process.
- Three appropriately paced recordings that model correct pronunciation and expression.
- Pronunciation of words in stories when clicked.
- Audio definitions of key words, or, in the Phonics series, an audio phonics lesson.
- Clickable vocabulary words with audio-supported, student-friendly definitions.
- Spanish translation of each story in Sequenced levels 1.0 – 4.5.
- Auditory signals that indicate if a student's responses to multiple choice items are correct or incorrect.



Structured instructional process includes:

- Automated steps built around teacher modeling, repeated reading, and progress monitoring.
- A wait-time vocabulary-building activity.

Computerized scoring and extensive reports include:

- Automated correction of multiple-choice questions.
- Calculation of fluency, phonics, and comprehension scores.
- Graphs and reports showing student performance.

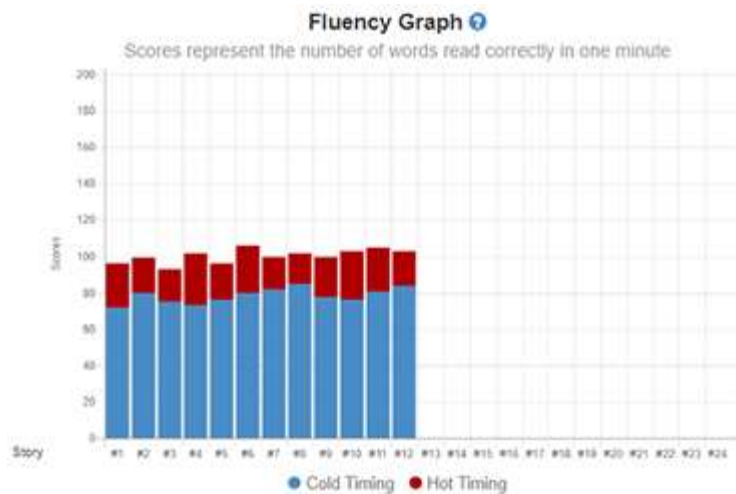
TEACHER PROGRAM

Set up of account for district, building, classroom, staff, and/or students include:

- Enrolling staff and students.
- Licensing staff and students.

Management of student programs includes:

- Placement of each student in a level and series with an appropriate reading-rate goal.
- Easily customized options for individual students and extensive student reports.
- Printable stories, reports, parent letters, awards, and completion certificates.



Online Documentation includes:

- Step-by-step instructions for working in the software and "how to" section on setting up Read Naturally Live.
- A lesson plan for introducing the program to students.
- Training videos that explain how to set up the software and work with students in the program.

ONLINE RESOURCES AND TECH SUPPORT

Free web resources include:

- Read Live Smart Start Guide, Read Live User Guide, and Read Live Online Help.
- Crossword puzzle for each story.
- Comparison questions in Sequenced levels 5.0 and above.
- Fidelity checklist, full-color steps poster, phonics elements list, English and Spanish parent letters, and story title labels.

- Worksheets for transitioning from Read Naturally SE or ME to Read Naturally Live.

Tech Support includes free:

- E-mail support and updates.
- Web support including a [knowledgebase](#).
- Phone support.

To use Read Live software, your computer must meet the following minimum system requirements:

Operating System Support	<ul style="list-style-type: none"> • Windows 10 and higher • macOS 10.10 and higher • Chrome OS
Browser Support	<ul style="list-style-type: none"> • Google Chrome versions 63 and higher (recommended) • Mozilla Firefox versions 60 and higher • Microsoft Internet Explorer versions 11 and higher • Apple Safari versions 10 and higher
Connection Speed	<ul style="list-style-type: none"> • 512 Kbps and faster (Dial-up connection is not supported.)
Resolution Support	<ul style="list-style-type: none"> • 1024 by 768 and higher
Audio	<ul style="list-style-type: none"> • Ability to play audio (headphones preferred)
Browser Plug-ins	<ul style="list-style-type: none"> • A PDF viewer <ul style="list-style-type: none"> ➤ Download Adobe Reader (free)
iPad Support	<ul style="list-style-type: none"> • Requires Read Naturally Live iPad app <ul style="list-style-type: none"> ➤ Download from the iTunes App Store • Requires Read Naturally Live subscription • Requires iOS 9.3.5 or later (supported on iPad 2 and newer) • Requires Internet connection, 512 Kbps or faster

- Headphones recommended for audio support